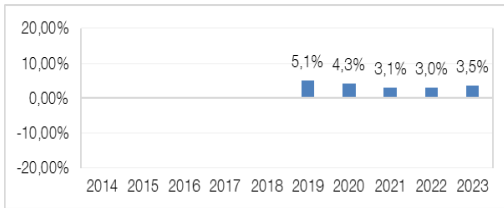


## Past Performance Information - HI EUROPEAN MARKET NEUTRAL FUND



### HI EUROPEAN MARKET NEUTRAL FUND EUR M SHARES

This chart shows the fund's performance as the percentage loss or gain per year over the last 10 years.



Please note that the past performance is not necessarily a reliable guide to the future performance of the Fund. Markets could develop very differently in the future. It can help you to assess how the fund has been managed in the past. Performance is shown after deduction of ongoing charges. Any entry and exit charges are excluded from the calculation.

Performance is calculated in EUR. The Fund was authorised in 2012 and the share class was launched in 2018.

### HI EUROPEAN MARKET NEUTRAL FUND EUR DM2 SHARES

This chart shows the fund's performance as the percentage loss or gain per year over the last 10 years.

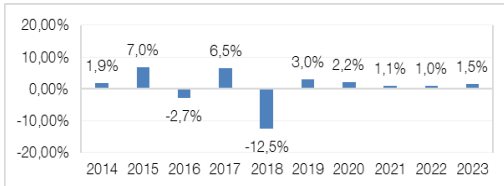


Please note that the past performance is not necessarily a reliable guide to the future performance of the Fund. Markets could develop very differently in the future. It can help you to assess how the fund has been managed in the past. Performance is shown after deduction of ongoing charges. Any entry and exit charges are excluded from the calculation.

Performance is calculated in EUR. The Fund was authorised in 2012 and the share class was launched in 2020.

### HI EUROPEAN MARKET NEUTRAL FUND EUR R SHARES

This chart shows the fund's performance as the percentage loss or gain per year over the last 10 years.



Please note that the past performance is not necessarily a reliable guide to the future performance of the Fund. Markets could develop very differently in the future. It can help you to assess how the fund has been managed in the past. Performance is shown after deduction of ongoing charges. Any entry and exit charges are excluded from the calculation.

Performance is calculated in EUR. The Fund was authorised and the share class was launched in 2012.

### HI EUROPEAN MARKET NEUTRAL FUND CHF D SHARES

This chart shows the fund's performance as the percentage loss or gain per year over the last 10 years.

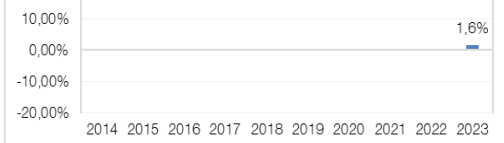


Please note that the past performance is not necessarily a reliable guide to the future performance of the Fund. Markets could develop very differently in the future. It can help you to assess how the fund has been managed in the past. Performance is shown after deduction of ongoing charges. Any entry and exit charges are excluded from the calculation.

Performance is calculated in CHF. The Fund was authorised in 2012 and the share class was launched in 2020.

### HI EUROPEAN MARKET NEUTRAL FUND EUR I2 SHARES

This chart shows the fund's performance as the percentage loss or gain per year over the last 10 years.



Please note that the past performance is not necessarily a reliable guide to the future performance of the Fund. Markets could develop very differently in the future. It can help you to assess how the fund has been managed in the past. Performance is shown after deduction of ongoing charges. Any entry and exit charges are excluded from the calculation.

Performance is calculated in EUR. The Fund was authorised and the share class was launched in 2022.

### HI EUROPEAN MARKET NEUTRAL FUND GBP DM2 DIST SHARES

This chart shows the fund's performance as the percentage loss or gain per year over the last 10 years.



Please note that the past performance is not necessarily a reliable guide to the future performance of the Fund. Markets could develop very differently in the future. It can help you to assess how the fund has been managed in the past. Performance is shown after deduction of ongoing charges. Any entry and exit charges are excluded from the calculation.

Performance is calculated in EUR. The Fund was authorised and the share class was launched in 2022.

The following classes have not yet sold shares:

HI EUROPEAN MARKET NEUTRAL FUND GBP M SHARES  
HI EUROPEAN MARKET NEUTRAL FUND USD D SHARES  
HI EUROPEAN MARKET NEUTRAL FUND USD I2 SHARES  
HI EUROPEAN MARKET NEUTRAL FUND GBP I2 SHARES  
HI EUROPEAN MARKET NEUTRAL FUND GBP DM2 SHARES  
HI EUROPEAN MARKET NEUTRAL FUND USD DM2 SHARES  
HI EUROPEAN MARKET NEUTRAL FUND CHF DM2 SHARES